



**40 GHz SMA 2.9 fem FAILSAFE TRANSFER SWITCH**

OPTIONS:

**R F CHARACTERISTICS**

FREQUENCY RANGE : 0 - 40 GHz  
IMPEDANCE : 50 Ohms

FREQUENCY (GHz)	0 - 6	6 -12.4	12.4- 18	18 -26.5	26.5- 40
V.S.W.R <=	1.30	1.40	1.50	1.70	1.90
INSERT. LOSS <=	0.30 dB	0.40 dB	0.50 dB	0.70 dB	0.80 dB
ISOLATION >=	70 dB	60 dB	60 dB	55 dB	50 dB
AVER. POWER (*)	80 W	60 W	50 W	20 W	10 W

**ELECTRICAL CHARACTERISTICS**

ACTUATOR : FAILSAFE  
NOMINAL CURRENT AT 25° C (±10%) : 140 mA  
ACTUATOR VOLTAGE (Vcc) : 28V (24 to 30V)  
TERMINALS : D-sub 9 pins

**MECHANICAL CHARACTERISTICS**

CONNECTORS : SMA 2.9 fem per MIL C 39012  
LIFE : 2.500.000 cycles  
SWITCHING TIME (nominal voltage;25° C) : < 15 ms  
CONSTRUCTION : splashproof  
WEIGHT : < 100 g

**ENVIRONMENTAL CHARACTERISTICS**

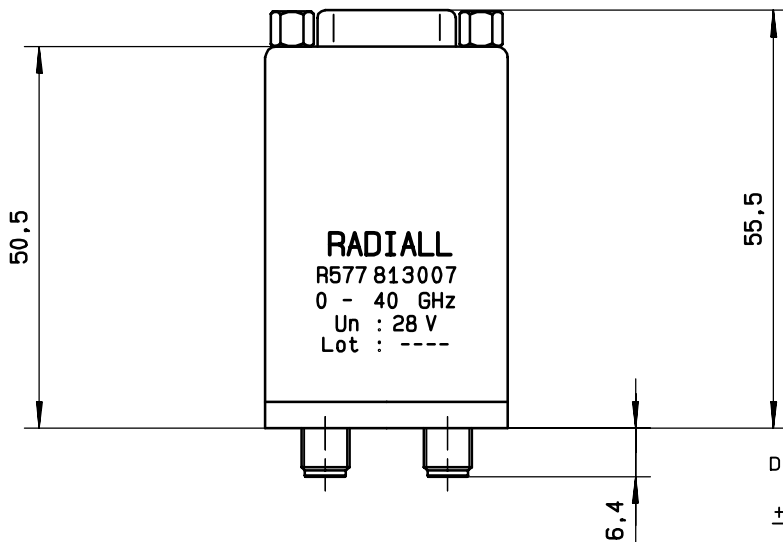
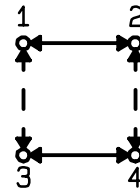
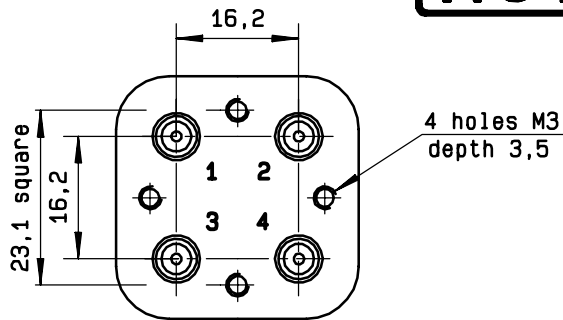
OPERATING TEMPERATURE RANGE (°C) : -40 , +85  
STORAGE TEMPERATURE RANGE (°C) : -55 , +85

(\* : average power at 25° C)

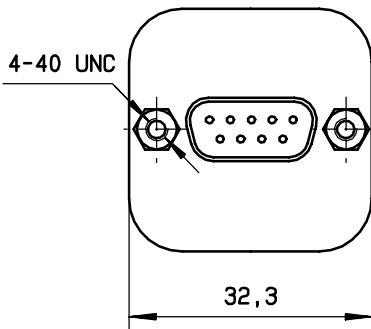
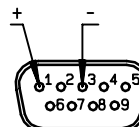
This information is given as an indication. In the continual goal to improve our products, we reserve the right to make any modifications judged necessary

4112-9212

**DRAWING**



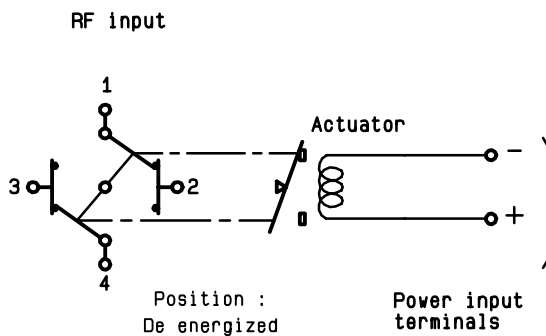
D-SUB 9 PINS  
TOP VIEW



General tolerance: ± 0,5 mm

**SCHEMATIC DIAGRAM**

Voltage	RF continuity
energized	1 ↔ 3    2 ↔ 4
De-energized	1 ↔ 2    3 ↔ 4



This information is given as an indication. In the continual goal to improve our products, we reserve the right to make any modifications judged necessary

4113-9212